



# Dell™ Statistica™ 13.0

## Release Notes

### September 2015

These release notes provide information about the Dell™ Statistica™ 13.0 release.

Topics:

- [About this release](#)
- [New features](#)
  - [All Statistica products](#)
  - [Statistica Advanced](#)
  - [Statistica Data Miner](#)
  - [Statistica Text Miner](#)
  - [Statistica Interactive Visualizations & Dashboards](#)
  - [Statistica Enterprise Small Business Edition and Statistica Enterprise Server](#)
- [Enhancements](#)
- [Deprecated features](#)
- [Resolved issues](#)
- [Known issues](#)
- [System requirements](#)
  - [Statistica Single User or Client Workstation](#)
  - [Statistica Concurrent Server](#)
  - [Statistica Enterprise database sizing](#)
  - [Statistica Enterprise Small Business Edition](#)
  - [Statistica Enterprise Server](#)
  - [Statistica Live Score](#)
  - [Statistica Monitoring and Alerting Server \(MAS\)](#)
  - [Statistica Enterprise Server Web Server](#)
  - [Upgrade and compatibility](#)
- [Product licensing](#)
- [Upgrade and installation instructions](#)
- [More resources](#)
- [Globalization](#)
- [About Dell](#)

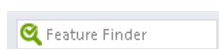
# About this release

Dell Statistica is a general purpose analytics workbench that enables users to access, prepare, analyze, report, and deploy advanced analytic models within vendor agnostic environments. This product line makes it possible for users to easily create and deploy statistical, predictive, data mining, machine learning, forecasting, optimization, and text analytic models.

Organizations gain the ability to manage the entire analytical lifecycle – from data aggregation and preparation, data visualization and discovery, and model creation to model deployment and model monitoring – with the Statistica Enterprise product line. This product line also provides strong audit control to perform within highly regulated environments.

Statistica 13.0 is a major release with new features and functionality. It offers improved performance and a more modern user interface. See [New features](#) and [Enhancements](#).

While the release notes provide the location of the new features, you can also use the **Feature Finder**, which is located in the upper-right corner of the ribbon bar when a spreadsheet or workspace is open.











For example, you can type the name of the analysis to start the new Lasso Regression rather than looking for the module on the ribbon bar.

## New features

New features in Statistica 13.0 include:

### All Statistica products

The Statistica 13.0 user interface has been updated and the functionalities are color coded to guide the user.

Category	Sample	Description
Analytics		General analytics
Data Source		Components to access input data; spreadsheet settings
Modeling		Analytic routines related to generating/using models
Other		General components that don't apply to other categories
Publish		Components associated with producing reports or saving data
Server		Components that interact with Enterprise Server or MAS
Transformations		Data management; components that transform data
Visualizations		Graphs

## Workspace

Managing analytics with a visual workflow is the standard for all products now. All customers can use the refreshed workspace to manage their projects. Click **File > New** to access the **Workspace** option in Statistica and display a modern user interface where you can drag, drop, and connect (sequence) your analysis from acquiring data to reporting results.

To analyze data, select nodes for data management, visualization, and analytical tasks. After all the nodes for the analytic workflow have been inserted and connected, run the workspace to produce the results.

Explore the workspace examples installed with Statistica: click **File > Open Examples**, and in the **Open a Statistica Data File** dialog box, double-click the **Workspaces** folder to view the workspace examples.

**Example\_Cardinality** is a simple example that counts distinct values in variables such as Eye Color. Or, open **Example\_DesignMatrixNode** and create a design matrix based on a data set.

Create a new workspace: click **File > New > Workspace**. You are prompted to select a configuration. Select **All Validated Procedures**. You are then prompted for a data source. After you select a spreadsheet or Statistica Enterprise data, notice that the top of some of the tabs on the ribbon bar is orange. These are the tabs from which you select nodes.

### NOTE:

- Highlight the data node to be used for input before you select the analysis node to automatically connect the input data node to the analysis node.
- Options such as **Run to node** and **Run modified nodes** make it possible for you to execute only portions of the workspace at a time.
- Right-click on a connection and select **Disable** to temporarily avoid an analysis connection and everything downstream from it. This can be helpful when experimenting with different data cleaning options or analytic settings.
- A workspace node can display up to five icons: click the gear icon on the upper-left corner to edit parameters, the lower-left green arrow is used to run the node, the icon on the upper-right corner is used to view reports, the lower-right paper icon is used to view data output from the node. Click the yellow diamond icon and drag to connect the data source to an analytic node.



## Scripted workspace nodes

The user interface for R and Statistica Visual Basic nodes has been updated. Nodes with many parameters are now easier to navigate.

## Statistica Advanced

**Correspondence Analysis** is an exploratory technique designed to analyze data containing some measure of connection between the rows and columns of data. Multiple Correspondence Analysis (MCA) can be considered to be an extension of simple correspondence analysis to more than two variables.

MCA has been improved with the following features, which are available as beta.

- Scaled to work with larger sets of variables and cases.
- Computes row coordinates for MCA.

- Uses a Singular Value Decomposition algorithm to efficiently compute a subset of coordinates and enable the user to extract fewer coordinates to improve efficiency. If the user specifies all coordinates, efficiency may vary depending on inputs.

To use the beta version of MCA:

1. Open Statistica.
2. Run the one line macro below to activate the beta version of MCA.

Sub Main

Application.Option.statopts(61149) = 1

End Sub

Every subsequent use of Correspondence Analysis will use the beta version of MCA.

To turn off the beta version of MCA, run the macro:

Sub Main

Application.Option.statopts(61149) = 0

End Sub

## Statistica Data Miner

Stepwise modeling tools have been added for the Boosted Tree and Random Forest (beta) algorithms. They are located on the **Data Mining** tab in the **Tools** group. The benefit of stepwise modeling is:

... can build models by manually selecting the most important predictors into the equation one step at a time, using criteria of statistical significance for the prediction as well as policy and other criteria. By moving selected variables or groups of variables into the prediction and equation, and removing others from that equation, what-if (scenario) analyses are possible to assess the impact of certain model assumptions, policy, or regulatory constraints (e.g., on predictors that are not permitted). Thus, analysts can build models that are parsimonious and consistent with policies, guidelines, and regulatory constraints, but are also as accurate as possible.

Lasso Regression has been added to help identify the subset of most significant predictors for final model building from the overall set of available predictors. Lasso Regression is released as beta. To open the module, select the **Data Mining** tab, and in the **Tools** group, click **Feature Selection > Lasso Regression**.

A new hierarchical algorithm, Tree Clustering (also known as agglomerative clustering) was added to the Clustering module in Data Mining in 12.7 as beta. This algorithm is commonly used in bio-medical research and in quality control. The beta label is removed with this release. Tree Clustering can be accessed on the **Quick** tab of the **Cluster Analysis** dialog box, which is accessed via the **Data Mining** tab, **Clustering/Grouping** group.

## Statistica Text Miner

With Statistica 13.0, simplified Chinese can be text mined. Statistica Text Miner now supports Unicode (Windows designation for 2-byte UTF-16LE encoding) text sources. The locale on your computer should be set to Chinese Simplified prior to indexing the text.

## Statistica Interactive Visualizations & Dashboards

This product can be purchased as an add-on in beta release. Statistica Interactive Visualizations & Dashboards enable you to quickly build visualizations so you can explore any set of data in minutes. The interactive visualizations make it possible for you to see patterns, outliers, and opportunities within your data, allowing you to make business decisions and take action much faster.

Click **File > New** to access the new **Dashboard** option in Statistica. Or click **File > Open Examples**, and then double-click the **Dashboards** folder to select example dashboards. The **Tutorial** dashboard example is useful for new users.

Starting with Statistica 13.0, these dashboards can now be published to a web server. This enables interactive use of the dashboards outside of Statistica via a browser.

# Statistica Enterprise Small Business Edition and Statistica Enterprise Server

## In-Database Analytics

Dell Statistica now offers different methods to execute native distributed analytics (NDA). These methods analyze the data where it lives.

Customers with Statistica Enterprise licensing have access to the new In-Database Analytics nodes: **Descriptive Statistics**, **Logistic Regression**, and **Multiple Regression**. These nodes are validated against SQL Server.

## Write data to HDFS (Hadoop Distributed File System)

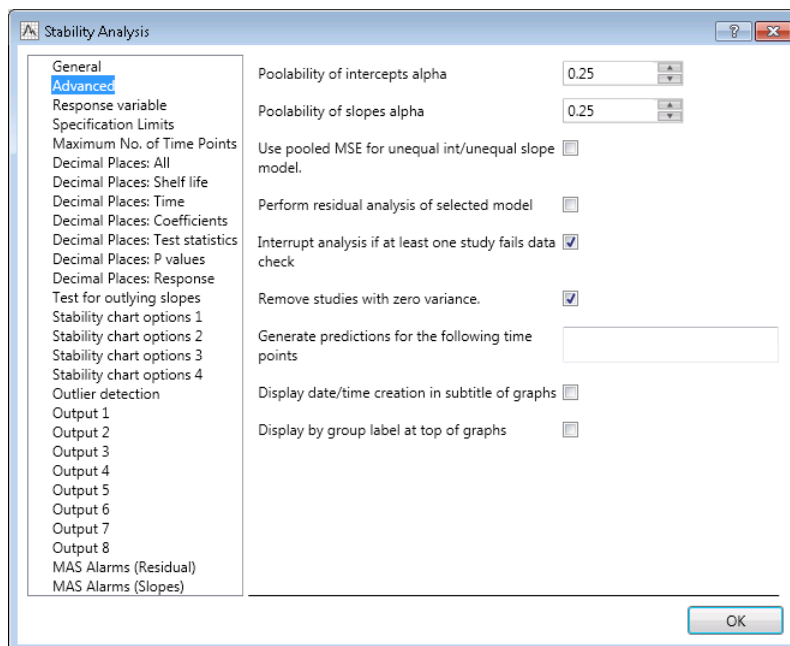
A new workspace node was added to export data to the data lake. Access the **HDFS Export Text** node via the **Big Data Analytics** tab.

## Statistica Stability & Shelf Life Analysis

The stability analysis product is an add-on to Statistica Enterprise.

The following options have been added:

- Residual outlier detection
- More stability model parameters provided as a spreadsheet for downstream analysis
- Additional output options
- Specify min, max, and step size for x-axis and y-axis for output graphs



## Statistica Big Data Analytics

Build a model in Statistica and deploy it with one button to Statistica Big Data Analytics in Hadoop. The deploy option is available within the workspace via the **PMML** node. This product is an add-on to Statistica Enterprise Server.

## Statistica Web Data Entry

This product is an add-on to Statistica Enterprise Server.

Web Data Entry users now have the ability to copy an existing sample, edit the data that is different, and save the record under a new Sample ID. The objective of this new feature is to minimize data entry time for

complex samples. When a user is viewing a sample, they have access to the **Copy sample** button. If a label requires unique values (for example, batch IDs), the system requires the user to change the label to a new value. If using blind data entry, the system prevents the user from creating a matching sample with **Copy sample**.

Attribute data is now supported in Web Data Entry. Attribute data enables users to process defect/counts data. This functionality is accessed by defining a characteristic as an attribute or aggregate attribute. Attribute data is the collection of the frequencies of qualitative characteristics of the objects. Usually, attribute data tracks the frequencies of defects or defective objects. Aggregated attribute data specifies an aggregated line plot, where each plot point is computed as the mean of  $k$  consecutive observations (where  $k$  is the span).

Attribute and aggregate attribute data entry fields cannot participate in calculated fields or constraints.

See also:

- [Enhancements](#)
- [Resolved issues](#)

## Enhancements

Following is a list of enhancements implemented in Statistica 13.0.

**Table 1. General enhancements**

Enhancement	Issue ID
Allow the limit on the number of groups in By Group analysis to be configurable	89749
When saving Statistica Query information in text form, encrypt the user password	100227
Concurrent license manager display to differentiate among separate Web Data Entry users	101011
Add UI to Rules Builder that expands/collapses view of the rules	102675
In Rules Builder, add output variables generated by Rules Builder into the IntelliSense variable list	102705
Add command line switch to Enterprise Manager when running an analysis configuration, which allows Enterprise Manager to close when configuration completes	102973
Allow user to resize the Enterprise Filter Criteria dialog box	103067
New error message in PLS PCA Rapid Deployment node that prompts the user to use MSPC deployment when PLS/PCA PMML code is detected	103294
Remove 5000-case limit in Generalized $k$ -Means clustering	104098
Improved font display in several UI components when using 4K monitors with Extra Large (200%) font sizing set	104221
Database schema upgrade installed. Admin user runs program for first time and is presented with upgrade message. After "Yes," before upgrade proceeds, there is now an additional message warning that this operation is not reversible.	104379

## Deprecated features

The following feature is no longer supported with Statistica 13.0.

- Password protection of new standalone Statistica Spreadsheets through File/Properties

The following features will no longer be supported starting with Statistica 13.1. These products will not be licensed.

- Desktop Data Entry – Desktop Data Entry is started from the Statistica application. This is an add-on module for the Statistica Enterprise Server product. The Statistica Web Data Entry product is the replacement for Statistica Desktop Data Entry.
- Automatic Data Collection

## Resolved issues

Following is a list of issues addressed in this release.

**Table 2. Resolved issues**

Resolved Issue	Issue ID	Category
When auto filtering was turned on for a spreadsheet variable, sorting the spreadsheet on a different variable now displays the correct data	102725	Data Filtering
Added additional description of the CaseState function in function browser. The typical use case for this function looks like =Labeled(CaseState)	103797	Data Filtering
In German locale settings, applying filtering for Adhoc Analysis Configurations with floating point values used incorrect decimal separator	104355	Data Filtering
In German locale settings, Text Miner PMML does not encode character set information correctly	103899	Enterprise
With Japanese localized version, Advanced Query Builder will prompt for password due to incorrectly localized strings	104766	Enterprise
When upgrading on SQL Server, change varbinary(max) types to image; the image type works better with extremely large BLOBs	102374	Enterprise
Fixed problem in German locale where the list of values extracted from the database in the SQL criteria dialog was not stored correctly	103895	Enterprise
Fixed issue with some clients who had manually updated schemas not being able to upgrade to latest schema due to missing index	104039	Enterprise
Enterprise data configuration would generate errors when trying to retrieve column list from MonetDB database	104060	Enterprise
Changes to an SVB Analysis Configuration that has been copied/pasted through Enterprise Manager does not allow changing SVB text	104377	Enterprise
Enterprise Data Migration tool will generate an error if an Analysis Configuration and Report within the same folder have the same name	104533	Enterprise
Enterprise Data Migration tool failing when migration specific MAS task	104402	Enterprise
On 4K monitor with 3840 x 2160 resolution, users can now see all menu options	104185	General
Importing SAS files with text variables, users can now import text columns larger than 32,000 characters	104793	General
Performance of Import Text workspace node parameters dialog box improved for large files	104121	General

Resolved Issue	Issue ID	Category
Graphics drawing thread could deadlock in drawing thread on certain graphics hardware if there was an unhandled drawing exception	104304,103098	Graphs
Fixed startup crash related to Direct2D on specific graphics cards	104319	Graphs
Variability plot, level groupings not displaying	104789	Graphs
Update help description for "Cost per incorrect observation" in Rapid Deployment	104204	Help
Decrease the number of necessary WebStatistica/Live Score licensing heartbeat threads	103772,103670	Licensing
Change error to warning for certain SOAP messages in the event log	103815,104433	Live Score
Invalid reference in Live Score script would cause intermittent startup failures of STATCF instance	104513	Live Score
When using Bulgaria locale settings, cannot change variable text length through specs variable editor	103900	Localization
Variable selection with Japanese variable names improved	104131	Localization
German/Switzerland regional settings decimal separator	104149	Localization
Queries with Japanese characters cannot be used without quotes	104782	Localization
Workspace 'Run All' doesn't work when only R nodes are present as data sources	104184	R Integration
Scorecard now supports case weights	102426	Scorecard
Classic menu font size needs to adjust for high DPI settings	102511	Spreadsheet
Change handling of text export when long variable names are present; now long name appended to variable name instead of in separate row	104525	Spreadsheets
Statistica Spreadsheet OLE DB provider could not handle floating point constants in scientific notation	104747	Spreadsheet
Statistica Server results page generated from analysis configuration will now auto update based on analysis configuration auto update settings	104089	Statistica Server
In a deployment scenario the Text Mining beta node will apply already computed inverse document frequencies and corresponding concept (SVD) values	104683	Text Miner
Web Data Entry cannot recognize date format in Spanish locale settings	104240	Web Data Entry
Changing Piece Label to Sample Label impacts Sample Search	104390	Web Data Entry
Some samples that require approval may not show up in list of samples needing approval when there are multiple pages of samples	104442	Web Data Entry
With two users modifying the same sample simultaneously, it is possible to get status of Not Complete and Approved	104718	Web Data Entry
If an Enterprise user account has been deleted, Web Data Entry sample comments tied to that user were inaccessible	104822	Web Data Entry
Query spreadsheet node can bring back blank rows when SQL includes group by statement	104182	Workspace
Variable selection window in Categorized 2D Line Plots node does not allow variable selection.	104132	Workspace
When using sort node, all nodes can be marked dirty after run	104354	Workspace
Assignments can change when switching from text and tree modes in Rules Builders	103866	Workspace
Error messages in SVB node can reference incorrect line number if there are references in the SVB	103050	Workspace



Resolved Issue	Issue ID	Category
Workspaces that contain pre 12.7 merge variable node did not apply unmatched cases options to both input files	104711	Workspace
Editing parameters on Select Variables node when invalid continuous dependent variables selection can cause crash	104723	Workspace

## Known issues

Following is a list of issues, including those issues attributed to third-party products, known to exist at the time of release.

**Table 3. Known issues**

Known Issue	Issue ID
To publish Statistica Dashboards to the Statistica Dashboard Web Server, a valid server URL needs to be entered in Home tab > Tools > Options > Server/Web tab. Then, on the Dashboard Ribbon Bar, select Connect. Now the Publish and Unpublish options will work.	104895, 104908, 104898
Help documentation for Statistica Dashboards is not available via a menu. The "Quick Start.PDF" is installed in the executable directory. For example, D:\Program Files\Dell\Statistica 13\Dashboards. And the main.chm file is located in D:\Program Files\Dell\Statistica 13\Dashboards\Help.	
The following behavior is as designed. If a customer upgrades from Statistica 12.x to 13.0, their installation directory will be similar to D:\Program Files\StatSoft\Statistica 13. If the customer completes a new installation their software will be installed in a directory similar to D:\Program Files\Dell\Statistica 13\.	

# System requirements

Before installing or upgrading Statistica 13.0, ensure that your system meets the following minimum hardware and software requirements.

The 64-bit version of Statistica is recommended. If 32-bit Statistica is needed, a 64-bit processor and operating system is recommended due to the better memory management of the 64-bit operating systems.

## Statistica Single User or Client Workstation

Table 4. Minimum hardware requirements for standard client configuration

Requirement	Details
Processor	500 MHz, 32-bit version of Statistica requires processor support for the SSE2 instruction set
Memory	4 GB RAM
Hard disk space for installation	10 GB
Minimum Scratch/Temporary Disk Space	50 GB recommended per user
Operating system	Microsoft Windows™ Vista

Table 5. Recommended hardware requirements for standard client configuration

Requirement	Details
Processor	2.0 GHz, 64-bit, dual core, 32-bit version of Statistica requires processor support for the SSE2 instruction set
Memory	4 GB RAM or more
Hard disk space for installation	10 GB
Minimum Scratch/Temporary Disk Space	50 GB recommended per user
Operating system	Microsoft Windows™ 7 or 8

Table 6. Minimum hardware requirements for advanced analytics configuration, including Data Mining applications

Requirement	Details
Processor	2.0 GHz, 32-bit version of Statistica requires processor support for the SSE2 instruction set
Memory	4 GB RAM
Hard disk space for installation	10 GB
Minimum Scratch/Temporary Disk Space	50 GB recommended per user
Operating system	Windows Vista

Table 7. Recommended hardware requirements for advanced analytics configuration, including Data Mining applications

Requirement	Details
Processor	2.0 GHz, 64-bit, dual core, 32-bit version of Statistica requires processor support for the SSE2 instruction set

Memory	8 GB RAM or more
Hard disk space for installation	10 GB
Minimum Scratch/Temporary Disk Space	50 GB recommended per user
Operating system	Windows 7 or 8



**NOTE:**

- The optional advanced hardware graphics support for transparency requires:
  - Windows 7 or Windows Vista SP2 with the “Platform Upgrade” system update
  - A graphics card that supports Direct2D

## Statistica Concurrent Server

The Statistica Concurrent Server provides a file share for clients to access the Statistica Workstation installer, and also provides a file share for the program executables. In most cases, this server will also run the Statistica License Manager required for all concurrently licensed products.

**Table 8. Minimum hardware requirements**

Requirement	Details
Processor	1 GHz, 32-bit version of Statistica requires processor support for the SSE2 instruction set
Memory	1 GB RAM
Hard disk space for installation	2 GB
Network Bandwidth	100 Mbits/s or faster
Operating system	Microsoft Windows™ Server 2008 R2

**Table 9. Recommended hardware requirements**

Requirement	Details
Processor	2.0 GHz, 64-bit, dual core, 32-bit version of Statistica requires processor support for the SSE2 instruction set
Memory	2 GB RAM
Hard disk space for installation	2 GB
Network Bandwidth	100 Mbits/s or faster
Operating system	Microsoft Windows™ Server 2008 R2 or later



**NOTE:**

- System Requirements are based on an average sized implementation.

## Statistica Enterprise database sizing

Statistica Enterprise requires deployment of the Statistica Enterprise Metadata database schema on an ODBC compliant database. Most often this is deployed on an existing customer DBMS infrastructure, such as Oracle or

SQL Server, though the system can also deploy SQL Server Express if needed, and other DBMS systems are supported as well.

The Statistica Enterprise Compliance Edition also includes the Statistica Document Management Server (SDMS) for managing document version history. This optional component also includes a separate database schema, usually deployed to the same DBMS system where the Statistica Enterprise Metadata database has been deployed.

The Statistica Enterprise Metadata schema database sizing requirements vary on usage. The actual metadata describing the Enterprise objects is small, but the tablespace can be used to store reports and general external documents within the database (stored as BLOBs), which can increase the overall size.

**Table 10. Recommended Statistica Enterprise Metadata schema database sizing**

Requirement	Details
Initial tablespace	50MB, grow 100KB intervals
If explicit cap required	10GB but may need to grow over time

The Statistica Document Management Server schema contains only metadata about the individual document storage (document storage is kept outside the database, and sizing is part of the SDMS Server requirements). Therefore, SDMS tablespace requirements are small.

**Table 11. Recommended Statistica Document Management Server schema database sizing**

Requirement	Details
Initial tablespace	50MB

## Statistica Enterprise Small Business Edition

It is recommended that Statistica Enterprise software be run on a server dedicated to Statistica Enterprise, the Statistica License Manager, and the Statistica Document Management Server (SDMS), independent from any other application software.

**Table 12. Minimum hardware requirements**

Requirement	Details
Processor	1 GHz, 32-bit version of Statistica requires processor support for the SSE2 instruction set
Memory	4 GB RAM
Hard disk space for installation	10 GB
Scratch / Temporary Disk Space	50 GB or more
Network Bandwidth	100 Mbits/s or faster
Operating system	Windows Server 2008 R2

**Table 13. Recommended hardware requirements**

Requirement	Details
Processor	2.0 GHz, 64-bit, dual core or more, 32-bit version of Statistica requires processor support for the SSE2 instruction set
Memory	8 GB RAM
Hard disk space for installation	10 GB
Scratch / Temporary Disk Space	50 GB or more
Network Bandwidth	100 Mbits/s or faster

**NOTE:**

- System Requirements are based on an average size implementation.

## Statistica Enterprise Server

It is recommended that Statistica Enterprise software be run on a server dedicated to Statistica Enterprise Server, the Statistica Enterprise Server Web Server, the Statistica License Manager, and the Statistica Document Management Server (SDMS), independent from any other application software.

The Statistica Enterprise Server is the analytic engine where the Statistica Enterprise Server application files reside and Statistica Enterprise Server scripts are executed.

In most cases, the Statistica Enterprise Server will also run the Statistica Enterprise Server Web Server, the Statistica Document Management server (if applicable), and the Statistica License Manager required for all concurrently licensed products.

This server may be referred to as the Statistica Enterprise Application Server.

**Table 14. Minimum hardware requirements**

Requirement	Details
Processor	1 GHz, 32-bit version of Statistica requires processor support for the SSE2 instruction set
Memory	4 GB RAM
Hard disk space for installation	10 GB
Scratch / Temporary Disk Space	50 GB or more
Network Bandwidth	100 Mbits/s or faster
Operating system	Windows Server 2008 R2

**Table 15. Recommended hardware requirements**

Requirement	Details
Processor	2.0 GHz, 64-bit, dual core or more, 32-bit version of Statistica requires processor support for the SSE2 instruction set
Memory	8 GB RAM
Hard disk space for installation	10 GB
Scratch / Temporary Disk Space	50 GB or more
Network Bandwidth	100 Mbits/s or faster
Operating system	Microsoft Windows™ Server 2008 R2 or later

**Table 16. Software requirement**

Requirement	Details
Microsoft Internet Information Server (IIS)	installed and configured to run ISAPI and CGI applications

**NOTE:**

- System Requirements are based on an average size implementation.
- These requirements include the requirements for the Statistica Enterprise Server Web Server, Statistica License Manager, and SDMS server (if applicable); if any of these are to be run on a separate server, refer to their specific System Requirements documents.

## Statistica Live Score

It is recommended that Statistica Live Score software be run on a server dedicated to Statistica Live Score, independent from any other application software.

The Statistica Live Score Server is the analytic engine that receives and executes the scoring/WebService (SOAP) calls for Statistica Live Score.

**Table 17. Minimum hardware requirements**

Requirement	Details
Processor	1 GHz, 32-bit version of Statistica requires processor support for the SSE2 instruction set
Memory	4 GB RAM
Hard disk space for installation	10 GB
Scratch / Temporary Disk Space	50 GB or more
Network Bandwidth	100 MBits/s or faster
Operating system	Windows Server 2008 R2

**Table 18. Recommended hardware requirements**

Requirement	Details
Processor	2.0 GHz, 64-bit, dual core or more, 32-bit version of Statistica requires processor support for the SSE2 instruction set
Memory	8 GB RAM
Hard disk space for installation	10 GB
Scratch / Temporary Disk Space	50 GB or more
Network Bandwidth	100 MBits/s or faster
Operating system	Microsoft Windows™ Server 2008 R2 or later

**NOTE:**

- System Requirements are based on an average size implementation; Statistica Live Score applications can often benefit from additional cores, depending on how many simultaneous requests are expected.
- Statistica Live Score is part of the Statistica Enterprise system. Installation of the Statistica Server Application Server must occur prior to the installation of the Live Score Server.

## Statistica Monitoring and Alerting Server (MAS)

It is recommended that Statistica MAS software be run on a server dedicated to Statistica MAS, independent from any other application software.

**Table 19. Minimum hardware requirements**

Requirement	Details
Processor	1 GHz, 32-bit version of Statistica requires processor support for the SSE2 instruction set
Memory	4 GB RAM
Hard disk space for installation	10 GB
Scratch / Temporary Disk Space	50 GB or more
Network Bandwidth	100 MBits/s or faster
Operating system	Windows Server 2008 R2

**Table 20. Recommended hardware requirements**

Requirement	Details
Processor	2.0 GHz, 64-bit, dual core or more, 32-bit version of Statistica requires processor support for the SSE2 instruction set
Memory	8 GB RAM
Hard disk space for installation	10 GB
Scratch / Temporary Disk Space	50 GB or more
Network Bandwidth	100 MBits/s or faster
Operating system	Microsoft Windows™ Server 2008 R2 or later



**NOTE:**

- The Statistica MAS Server is part of the Statistica Enterprise system. Installation of the Statistica Server Application Server must occur prior to the installation of the MAS Server.

## Statistica Enterprise Server Web Server

The Statistica Enterprise Server Web Server runs the web scripting language PHP, processes the web pages from the user, and sends them to the Statistica Enterprise Server Application Server.

These System Requirements are for use in the special situation where the web server portion of Statistica Enterprise Server is to be installed on a separate server from the Statistica Enterprise Server Application Server

**Table 21. Minimum hardware requirements**

Requirement	Details
Processor	1 GHz
Memory	2 GB RAM
Hard disk space for installation	30 MB
Network Bandwidth	100 MBits/s or faster
Operating system	Windows Server 2008 R2

Table 22. Recommended hardware requirements

Requirement	Details
Processor	2.0 GHz, 64-bit, dual core or more
Memory	2 GB RAM
Hard disk space	30 MB
Network Bandwidth	100 MBits/s or faster
Operating system	Windows Server 2008 R2 or later

**i** NOTE:

- In most cases, the Statistica Enterprise Server Web Server will run on the same server as the Statistica Enterprise Server Application Server. The Statistica Enterprise Server Application Server System Requirements document includes the requirements for the Statistica Enterprise Server Web Server.

## Upgrade and compatibility

Customers with any Statistica 12.x release can download and run the Statistica 13.0 upgrade installer.

Customers with a release older than Statistica 12.x need to contact Technical Support to request installation keys, and download the full installer for Statistica 13.0. The old Statistica release must be uninstalled before installing Statistica 13.0.

For Statistica Enterprise customers, this release updates the Statistica Enterprise meta database schema. You will be prompted to upgrade the schema the first time a user with Statistica Enterprise administrator permissions runs Statistica after the upgrade.

**△** CAUTION:

- It is recommended that you first backup any existing Enterprise meta database before upgrading in case you need to revert

**i** NOTE:

- All workstations and servers connected to the Enterprise database must be upgraded; older program versions will not be able to use the newer schema. However, the upgraded program will be able to access all previous Enterprise meta database objects.
- 32-bit version of Statistica now requires processor support for the SSE2 instruction set.

## Product licensing

Click the following link to access detailed instructions for activating your license:

<https://support.software.dell.com/statistica/kb/150908> .



# Upgrade and installation instructions

## 1. Installation instructions

- a. Click <https://support.software.dell.com/statistica/> to access detailed installation instructions.

## 2. Upgrade instructions

- a. Uninstall any updates that have been applied. The installer provides a warning if you try to upgrade without uninstalling the updates.

- b. Using the upgrade installer:

Self-extracting zip packages are provided (one for 32 bit and one for 64 bit). Launch and run the zip package.

If you have a Statistica Enterprise server with 32-bit workstation installer and 64-bit workstation installer, you will need to run the 32-bit and 64-bit upgrade installers on the server. To update the workstations, log into the workstation and run the server's workstation installer.

## More resources

Additional information is available from the following:

- [Getting Started with Statistica](#)
- [Statistica User Forums](#)
- [Statistica Developer Network](#)

## Globalization

This section contains information about installing and operating this product in non-English configurations, such as those needed by customers outside of North America. This section does not replace the materials about supported platforms and configurations found elsewhere in the product documentation.

This release supports any single-byte or multi-byte character set. In this release, all product components should be configured to use the same or compatible character encodings and should be installed to use the same locale and regional options. This release is targeted to support operations in the following regions: North America, Western Europe and Latin America, Central and Eastern Europe, Far-East Asia, Japan. It supports bidirectional writing (Arabic and Hebrew). The release supports Complex Script (Central Asia - India, Thailand).

This release has the following known capabilities or limitations: We will be localizing this release into other languages. However these translations won't be available until after the English version is released. Therefore the localization plan for 13.0 is English only.

## About Dell

Dell listens to customers and delivers worldwide innovative technology, business solutions and services they trust and value. For more information, visit <http://www.software.dell.com>.

# Contacting Dell

For sales or other inquiries, visit <http://software.dell.com/company/contact-us.aspx> or call 1-949-754-8000.

## Technical support resources

Technical support is available to customers who have purchased Dell software with a valid maintenance contract and to customers who have trial versions. To access the Support Portal, go to <http://support.software.dell.com>.

The Support Portal provides self-help tools you can use to solve problems quickly and independently, 24 hours a day, 365 days a year. In addition, the Support Portal provides direct access to product support engineers through an online Service Request system.




The Support Portal enables you to:

- Create, update, and manage Service Requests (cases)
- View Knowledge Base articles
- Obtain product notifications
- Download software. For trial software, go to <http://software.dell.com/trials>.
- View how-to videos
- Engage in community discussions
- Chat with a support engineer

Copyright © 2015 Dell Inc. All rights reserved.

This product is protected by U.S. and international copyright and intellectual property laws. Dell™, the Dell logo and Statistica are trademarks of Dell Inc. in the United States and/or other jurisdictions. Microsoft and Windows are either registered trademarks or trademarks of Microsoft Corporation in the United States and/or other countries. All other marks and names mentioned herein may be trademarks of their respective companies.

### Legend

-  **CAUTION:** A CAUTION icon indicates potential damage to hardware or loss of data if instructions are not followed.
-  **WARNING:** A WARNING icon indicates a potential for property damage, personal injury, or death.
-  **IMPORTANT, NOTE, TIP, MOBILE, or VIDEO:** An information icon indicates supporting information.